






Junior Year College Admissions Timeline



				
<p>EXCEL ACADEMICALLY Take the right coursework and maintain strong GPA through graduation.</p>	<p>BUILD YOUR APPLICATION ASSETS Discover extracurriculars where you fit in—then stand out. Obtain</p>	<p>TEST WELL PSAT (National Merit), SAT/ACT, AP, IB, SAT Subject Tests</p>	<p>EXPLORE EARLY Your college list determines your target SAT/ACT scores, testing requirements, deadlines, and more</p>	<p>APPLY RIGHT Craft a compelling narrative to put your best foot forward on college applications</p>

AUG	Sign up for appropriate junior year coursework		Determine whether preparing for PSAT (for National Merit recognition/ scholarship eligibility)		
SEP	Maintain strong GPA	Develop extracurricular activities		Determine preliminary college/major interests	
OCT			Take (i) PSAT or practice SAT, and (ii) practice ACT	Begin researching colleges to build college list	Begin college admissions consulting to work on college list, extracurriculars, coursework, letters of recommendation, and application strategy
NOV			Determine junior year SAT/ACT testing strategy		
DEC	Reassess coursework and GPA for spring semester		Receive PSAT scores		
JAN - APR	Maintain strong GPA	Identify potential recommendation writers and build relationships	- Prepare for SAT/ACT - Determine whether to take SAT Subject Tests	Continue building college list	
MAY	Determine senior year coursework	Ask teachers/coaches for letters of recommendation	Take SAT Subject Tests		
JUN - JUL	Ensure readiness for senior year math coursework			- Visit colleges if able - Finalize college list	Strategize Common Application essay and other essays

Schedule your free college admissions strategy session now at
frontiertutoring.com/ntmf 